

2014



Jo Daviess County Mental Health Needs Assessment

**A study of services for persons
experiencing mental illness,
developmental disabilities,
substance use disorders, and trauma—
domestic, sexual and emotional,
in Jo Daviess County.**

**Sponsored by the
Jo Daviess County Mental Health Board**

Executive Summary

The mission of the Jo Daviess County Mental Health Board is to assure that residents of the County have access to the mental health services that they need. It is the Board's goal that these services are provided close to home without barriers.

To fulfill this mission, in 2014 the Board conducted a comprehensive evaluation of the mental health service system in Jo Daviess County. The goals of this evaluation were to:

- Create an overview of the local service system and identify the effectiveness of that system;
- Create awareness of Jo Daviess County mental health issues and give county residents information about needs and services;
- Provide an opportunity for county residents, service recipients, community leaders and organizational representatives to share their knowledge and experiences about key issues facing residents with mental illness, substance use problems, developmental disabilities, and those who have experienced trauma of a domestic, sexual or emotional nature;
- Provide the Jo Daviess County Mental Health Board with information about the prevalence of mental health issues in the county, strengths of the local service system, unmet needs, and barriers to service delivery to support the planning efforts of the Board, and
- Guide the Board in establishing fact-based priorities for the use of mental health tax dollars to improve services for the residents of Jo Daviess County.

The information collected from this comprehensive evaluation has been organized into this report, the 2014 Jo Daviess County Mental Health Needs Assessment.

Report Structure

This report contains narrative and charts related to Jo Daviess County citizens' and organizations' experience with mental illness, developmental disabilities, substance use, and trauma.

Sections 1 & 2 introduce the Mental Health Board and acknowledge those who have contributed to the study.

Section 3 explains the process used to conduct the research, including the collection of both quantitative and qualitative data.

Section 4 provides an overview of Jo Daviess County and contains demographic information.

Section 5 contains the quantitative data collected from secondary sources, including prevalence statistics, information on the effect of mental health issues on other county services, and a continuum chart summarizing the service system in Jo Daviess County.

Executive Summary

Section 6 summarizes the qualitative information that was directly contributed by individuals in the county through surveys and focus groups that were conducted in 2014.

Section 7, Findings and Directions, looks at possible priorities for the Mental Health Board and other organizations interested in these issues.

Section 8, the Resource Directory, provides easy access to services available to everyone in Jo Daviess County.

Section 9 is an appendix of additional references used to validate this report.

Please note that the report does not include a plan for implementation, as the study was an assessment only.

Assessment Limitations

This is the first time that a needs assessment focusing solely on mental health issues has been conducted in Jo Daviess County. As the county does not staff a mental health services department, all the planning and implementation tasks required for conducting this assessment were undertaken solely by the volunteer members of the Jo Daviess County Mental Health Board. Limitations of time and financial resources narrowed the scope of the research activities. Some organizations that were asked to participate could not access the requested data from their records. Other organizations chose not to do so. A broader study of health and human services may have identified additional factors that impact mental health issues and services on a county level. Identifying and understanding these limitations is important to future studies.

Conclusion

Despite these limitations, the needs assessment project accomplishes the mission of the Mental Health Board to raise awareness of mental health issues. It also provides information about the services available to people experiencing mental illness, developmental disabilities, substance abuse, or trauma in Jo Daviess County.

The success of this project is due to the many individuals in the county and within organizations in the area who participated in the process. We greatly appreciate their efforts and thank them for their contributions.

The Jo Daviess County Mental Health Board

Nicki Raaz, President

Elaine Townsend, Vice President

Angela Birdsall, Secretary/Treasurer

Leslie Hawley

Peggy Murphy

Fran Peterson

Randy Jobgen, County Board Liaison

TABLE OF CONTENTS

1. Jo Daviess County Mental Health Board	1
The Mission	1
Grants	1
Evaluation	2
2. Acknowledgements	3
3. Process	4
Research Methods	4
Quantitative Information	4
Qualitative Information	5
4. Profile of Jo Daviess County	6
Geographic	6
Population	7
Governmental	7
Economic	8
Educational	8
Services in the County	9
5. Quantitative Information	10
Prevalence	10
Prevalence Chart	11
Impact of Mental Health Issues on Jo Daviess County	13
Impact Chart	14
Service Continuum	16
Service Continuum Chart	17
6. Qualitative Information	19
Surveys	19
Survey Results	20
Focus Groups	32
7. Findings and Directions	34
Summary of Findings and Priorities	34
Directions for the Future	35
8. Resource Directory	37
9. Appendices	41



1. JO DAVIESS COUNTY MENTAL HEALTH BOARD

In April of 1989 the voters of Jo Daviess County passed a referendum establishing the Community Mental Health Board of Jo Daviess County. The referendum that created the Board to be the mental health authority of the county government also established an annual tax levy for mental health services in an amount not to exceed 0.15%.

The 7-member Board is commonly known as the 708 Board in reference to H.B. 708, The Community Mental Health Act, which is the Illinois Statute that created the Board. One County Board member serves on the Mental Health Board in the role of liaison between the two boards. The other six members are appointed by the Chairman of the County Board and must be residents of the county. Members serve 4-year terms and efforts are made to include representation from all parts of the county in the composition of the Board.

The Mission

To provide leadership to ensure the availability of a comprehensive system of community-based mental health services for the residents of Jo Daviess County who are affected by mental illness, developmental disabilities, or substance use disorders.

The Board has two mandated responsibilities:

- Levy and distribute tax monies through grants to deserving organizations
- Review and evaluate mental health services and programs

Grants

The first mandated responsibility of the Mental Health Board is to levy and distribute tax monies for services to persons with mental illness, developmental disabilities, substance use disorders, and other persons requiring mental health-related services as determined by the Board. The Board recognizes trauma – domestic, sexual, and emotional – as an additional area of concern for the Mental Health Board

Each year the levied funds are distributed as grants to community-based organizations that provide mental health-related services for the residents of Jo Daviess County. Any organization that provides services within the county may apply for grant funding. While the grants cannot fund entire programs, the monies do support specific services within an organization. In 2013 grants in the amount of \$331,975 were awarded to six local organizations that provide services in one of the four areas of concern for the Mental Health Board.



1. JO DAVIESS COUNTY MENTAL HEALTH BOARD

Evaluation

The second mandated responsibility of the Mental Health Board is to review and evaluate mental health services and programs. Organizations receiving grants are asked to submit a quarterly financial report to the Board documenting how grant monies are being used. Recipient agencies are also requested to attend each quarterly Board meeting to provide a verbal report on activities within the organization. One Board meeting per year is held at one of the funded agencies to allow the opportunity for on-site review.

In 2014 the Board went beyond the review of funded agencies to conduct a comprehensive evaluation of the mental health service system in Jo Daviess County. The outcome of this study is the 2014 Mental Health Needs Assessment.



2. ACKNOWLEDGEMENTS

More than 60 individuals and 40 organizations participated in the Needs Assessment process. The Jo Daviess County Mental Health Board wishes to recognize and thank everyone who took part in one or more of the research activities or contributed to this report, including:

The participating individuals and families experiencing mental illness, developmental disabilities, substance use disorders, or trauma—domestic, sexual or emotional. Their insights were invaluable.

And the following organizations and their representatives:

FHN Family Counseling Center-Jennifer Aurand, Rick Walters;
Interactions Therapy Center-Gail Gabbert; Judith Rowett Counseling;
The Workshop-Mike Bielenda; Rainbow Ridge/Kreider Services-Brian Gephart, Ron Heidersheit;
Access Services of Northern Illinois-Crystal Millerschone, Jodi Knautz, Matt Toohey;
Illinois Crisis Prevention Network-Angela Birdsall;
Northwest Special Education Cooperative-Dr. Christie Hopper;
School District Superintendents: Galena-Dr. Sharon Olds; East Dubuque-Greg Herbst;
Stockton-Dr. Dave Gilliland; Scales Mound-Save Bianchetta;
River Ridge-Brad Albrecht; Warren-Francis Fennell;
Galena Clinic-Dr. Ken Davis; Sojourn House-Dave Manson;
Riverview Center-Coral Jablonsky, Cathy McDermott; Tyler's Justice Center-Jackie Martin;
Victim Witness Advocacy-Jodi Zeal; Voices DV, Freeport-Diane Allee;
Jo Daviess County Health Department and Home Health Division;
Galena Gazette, P. Carter Newton, Publisher;
Jo Daviess County Sheriff's Department-Kevin Turner, Sheriff, Craig Ketelsen, Chief Deputy;
Local Law Enforcement-Scott Toot, Chief of Police, Elizabeth;
Lori Huntington, Chief of Police, Galena;
Ladon Trost, Chief of Police, Stockton; Don Powers, Stockton Police Department;
Jo Daviess County Coroner-William Laity; Clerk of the Circuit Court-Sharon Wand;
Jo Daviess County Probation Department-Tim Stephenson, Linda Kern, Kim Montgomery;
Jo Daviess County EMS-Tom Winter, Galena Coordinator; Dan Schleicher, Elizabeth Coordinator;
Pat Miller, Hanover Coordinator; Lucas Bourquin, Warren Coordinator;
Deb Heidenreich, Stockton Coordinator; Angie Schleicher, Elizabeth EMS;
Dan Reimer, Jo Daviess County Administrator; Melisa Hammer, Jo Daviess County Treasurer;
Ron Smith, Chairman, Jo Daviess County Board;
RJ Winkelhake, Jo Daviess County Board member
and President, The Galena Territory Association;
Laurie Mattas, Hope Foundation Board member and Galena Food Pantry representative;
Sabrina Schultz, DD Consumer and Mental Health Professional;
Tiffany Nieman, United Way Director; Amy Ricks, Special Education Teacher;
Bill Longmore, Pastor, Crossroads Community Church;
Matt Calvert, Jo Daviess County Health Department;
Midwest Medical Center-Tracy Bauer, Ellen Machala, Kristin Patterson;
Medical Associates, Galena-Sheri Grindey and Medical Associates, Dubuque, IA-Janet Bales;
Catholic Charities, Dubuque, IA-Kim Rohner;
Unity Point-Finley Hospital, Dubuque, IA- Diana Batchelor;
Hillcrest Family Services, Dubuque, IA-Melissa Anderson;
Mercy Medical Center, Dubuque, IA-Art Roche;
Southwest Behavioral Services, Platteville, WI-Heather Johnson;
Monroe Clinic, Monroe, WI-Todd Noggle;
FHN Memorial Hospital, Freeport-Heather Spengler.



3. PROCESS

Research Methods

The Needs Assessment was conducted solely by the appointed members of the Mental Health Board during calendar year 2014. This type of assessment was encouraged and supported by the Association of Community Mental Health Authorities of Illinois (ACMHAI) of which the local Board is a member. The Board met monthly to determine the direction and progress during the course of the study. It is recommended by ACMHAI that the assessment be reviewed and updated every three years.

The research for the needs assessment combined quantitative and qualitative approaches to provide the Board and the community with the information needed to determine perceptions, strengths, needs, services and direction.

Quantitative Information

Statistical data from secondary sources including existing public records and internet sources was collected for the profile of Jo Daviess County.

Statistical information on the prevalence of mental illness, substance abuse, developmental disabilities and trauma was also obtained from a number of on-line public records.

Quantitative data was requested from Jo Daviess County public safety entities that interface with residents with mental health related issues. In small, rural counties, such as Jo Daviess, underserved mental health populations impact other local services and the chart prepared on page 14 provides the basis for understanding that impact.

A fourth type of quantitative information was gathered from area health and human service organizations in Jo Daviess County and surrounding areas. A continuum of services was developed to organize this data to identify services provided, location of services, and to show services that are not provided. All known organizations providing services related to mental health were asked to provide information on numbers of Jo Daviess County residents who used the service during 2013. A total of 30 organizations participated by providing information.



3. PROCESS

Qualitative Information

Information was gathered from primary sources in two ways: surveys and community focus groups. These provided the qualitative information that serves as the foundation for the assessment. This information gathered directly from the people of Jo Daviess County was analyzed for common themes and consistency of views and opinions.

Surveys

Surveys were conducted during August of 2014 to provide for public input to the study. Three different surveys were developed to elicit information from three different groups of people to better understand perceptions of mental illness, opinions about services provided, and ideas for improving services. The average citizen, service recipients, and community leaders and service providers all had an opportunity to provide information. The goal of each survey was to identify both positive aspects of the local service system and unmet needs.

Focus Groups

Focus groups were held in two locations within the county. Participants were selected for their professional and leadership roles within the community. Thirty individuals participated in the focus groups to answer the following questions:

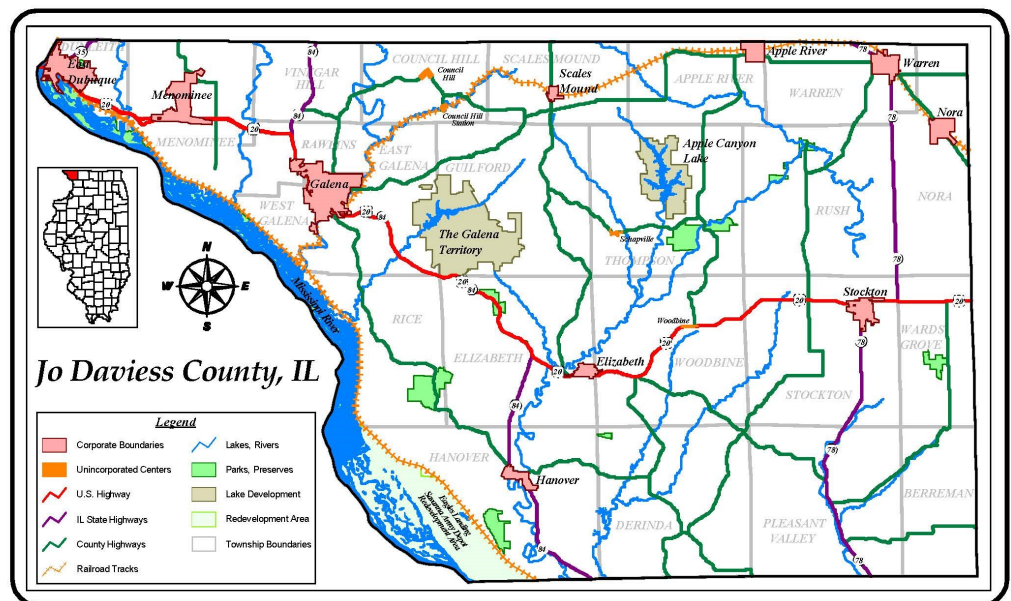
1. What are the top three strengths in the mental health service system available to people living in this county?
2. What are the three most important needs in this county?
3. What are the most significant barriers to service delivery in this area?
4. What are the top five priorities for the future?



4. PROFILE OF JO DAVIESS COUNTY

Geographic

Jo Daviess County is a rural county in the northwest corner of Illinois. It is composed of rolling hills and contains the highest elevation in the state of Illinois. It borders the Mississippi River and the state of Iowa on the west. To the north is the state of Wisconsin. Stephenson County Illinois borders the east and Carroll County Illinois is on the south. Jo Daviess County is a 610 square mile area, but is sparsely populated with only 37 people/square mile. There are 10 communities in the county. Galena, with a population of 3,500, is the largest and is also the county seat. Other towns within the county are East Dubuque, Menominee, Scales Mound, Stockton, Warren and Nora, and the villages of Apple River, Elizabeth and Hanover. The county also includes unincorporated residential areas such as The Galena Territory and Apple Canyon Lake.



Appendix 1—Sources for Profile of Jo Daviess County

4. PROFILE OF JO DAVIESS COUNTY

Population

The population of the county is 22,678 according to the 2010 census, with an even division of males 11,377, and females 11,301. The median age of the county is 47.7, with 23.5% of the population over the age of 65. There is little racial diversity with a population that is 95% white and 1.7% Hispanic or Latino. Three percent of the population is foreign born. There are 2.3 persons per household based on the 2010 Census.

Governmental

The county operates under the township form of government. Presently there are 23 townships in the county. The County Board is the governing body and is comprised of representatives from each of the 17 County Board Districts. Board members serve four-year terms, with half of the Board elected every two years. The primary function of the County Board is to levy taxes for county services and establish budgets for the management and business of the county departments.

The communities of Elizabeth, Scales Mound and Stockton are villages with leadership by Village Presidents while the other town governments have Mayors. Two communities, East Dubuque and Galena, are governed by Aldermen, the others by Village Trustees.

The Jo Daviess County Sheriff provides countywide law enforcement, and seven communities have local police departments. Ten Fire Districts and seven Emergency Medical Services, all of which are volunteer organizations, also provide for public safety.

The county has nine post offices, eight park districts, and eight library districts.



4. PROFILE OF JO DAVIESS COUNTY

Economic

The average per capita income is \$29,675 just slightly above the Illinois average of \$29,666. An unemployment rate of 5.2% is shown for the county as of September 2014. Residents below the poverty level are 9.5% of the population, compared to 14.1% for Illinois as a whole.

The county is primarily agricultural. There are few major industries with the largest being RenTech Nitrogen LLC, but the area has several small factories and manufacturing companies. Due to the historic and scenic nature of the county, tourism is one of the main industries. Eagle Ridge Resort & Spa and Chestnut Mountain Resort are recreational areas near the town of Galena that attract many visitors and are major employers in the county. Jo Daviess Conservation Foundation sites and Apple Canyon State Park also increase tourism.

With the availability of service-related work in the tourism industry, many individuals work at more than one part-time job but do not receive work benefits. The seasonal nature of the tourism industry also contributes to many low income families having no insurance coverage. It is difficult to determine the number of un-insured for health coverage at this time due to the implementation of the Affordable Care Act.

Educational

In Jo Daviess County 91% of the citizens have a high school education, and 23% have a bachelor degree or higher. There are six school districts for public education within the county:

- East Dubuque District #119, enrollment 700
- Galena District #120, enrollment 800
- River Ridge Community District #210, enrollment 540
- Scales Mound Community District #211, enrollment 257
- Stockton Community District #206, enrollment 600
- Warren Community District #205, enrollment 457

There are also two parochial schools:

- St Mary's, enrollment 73, in East Dubuque
- Tri-State Christian School, enrollment 147, in Galena

The County is a part of the Northwest Special Education Cooperative which includes Northwest Academy in Elizabeth.



Services in the County

The county has one hospital, Midwest Medical Center, which is a 25-bed Critical Access Hospital. Five medical clinics are located in Warren, Stockton, Hanover and Galena (2). There are 11 medical doctors and three nurse practitioners in the county. There are no inpatient psychiatric services and limited outpatient psychiatric services in Jo Daviess County.

Most specialty care is referred to other hospitals in the tri-state area:

- Finley and Mercy Hospitals in Dubuque, Iowa
- Southwest Health Center in Platteville, Wisconsin
- The Monroe Clinic in Monroe, Wisconsin
- FHN Memorial Hospital in Freeport, Illinois
- Rockford Memorial, OSF St. Anthony Medical Center, and Swedish American Hospitals in Rockford, Illinois

Two university medical centers are located within 100 miles of Jo Daviess County:

- University of Iowa Hospital and Clinics, Iowa City, Iowa
- University of Wisconsin Hospital, Madison, Wisconsin

The county offers three nursing homes, two assisted living complexes and one adult day care facility:

- Bell Tower Retirement Assisted Living & Memory Care
- Elizabeth Nursing Home & Assisted Living
- Galena-Stauss Senior Care Community
- Stockton Healthcare and Rehab

Several organizations provide mental health-related services:

- Freeport Health Network Family Counseling and Galena Clinic provide counseling and psychiatric services
- The Workshop and Rainbow Ridge/Kreider Services provide vocational and residential services respectively for those with developmental disabilities
- Sojourn House and Galena Clinic provide services for persons with substance use disorders
- Riverview Center and Tyler's Justice Center provide services for those who have experienced trauma—domestic, sexual and/or emotional
- Galena Clinic provides services for perpetrators of domestic violence

Jo Daviess County has very limited public transportation. The Jo Daviess County Transit provides transportation service upon request.

Other human service agencies that provide for a variety of needs include the Jo Daviess County Health Department, Illinois Department of Human Services in Freeport, Jo Daviess County Housing Authority, Senior Resource Center, and University of Illinois Extension. There are six food pantries in the county. The Salvation Army and the Red Cross provide local services. Civic organizations and churches are a part of the social network of the county.



5. QUANTITATIVE INFORMATION

Prevalence

For the Needs Assessment study, information was gathered on the prevalence of mental health issues that are of concern to the Mental Health Board. The following chart is the summarization of Illinois and U.S. data. Gaps in available data occurred due to the fact that there is no coordination of information between the government agencies that provided the statistics. All Jo Daviess County statistics are extrapolated from U.S. data when available.

For purposes of this report, mental illness is defined as having a diagnosable mental, behavioral or emotional disorder other than a developmental or substance use disorder. The national statistics for mental illness were provided by the National Institute of Mental Health with state statistics provided by the Substance Abuse and Mental Health Services Administration.

Developmental disability data came from the Center for Disease Control and the Illinois Department of Health and Human Services. Developmental disabilities include learning disabilities, ADHD, autism, cerebral palsy and developmental delays.

Statistics for both drug and alcohol abuse were provided by the National Survey on Drug Use and Health.

In the categories of rape/sexual assault and domestic violence, the data represents the number of men and women who will experience either trauma in their lifetime based on the statistics provided. The statistics for rape/sexual assault were provided by the Rape, Abuse and Incest National Network. The statistics for domestic violence were from the above organization and the National Intimate Partner and Sexual Violence Survey.



5. QUANTITATIVE INFORMATION

Jo Daviess County Mental Health Needs Assessment Prevalence of Mental Health Issues of Concern to the Board				
CATEGORY	PUBLIC DATA STATISTICS Calendar year 2009			SOURCE
	JDC	ILLINOIS	US	
Mental Illness ₁				
Total	3,921	1,520,000	Not available	
Adult 18+	3,334	1,520,000	43,700,000	www.nimh.nih.gov
Minor 8-15	587	Not available	13.1%	www.samsha.gov
Developmental Disabilities ₂				
Total	622	43,121	Not available	
Adult 22+	Not available	29,378	Not available	www.cdc.gov
Minor 21 and younger	622	13,743	13.87%	www.dhs.state.il.us
Alcohol Abuse ₃				
Total	806	766,000	14,712,000	
Adult	681	729,000	14,300,000	www.nsduhweb.rti.org
Minor	125	37,000	412,000	
Drug Abuse ₄				
Total	1,000	264,000	4,251,000	
Adult	843	225,000	4,100,000	www.nsduhweb.rti.org
Minor	157	39,000	151,000	
Trauma-Rape, Sexual Assault-Lifetime ₅				
Total	8,244	3,925,000	78,304,000	www.rainn.org
Adult	4,617	2,198,000	43,850,000	
Minor	3,627	1,727,000	34,454,000	
Trauma-Domestic Violence-Lifetime ₆				
Total	7,184	3,097,000	74,356,000	www.cdc.gov/
Adult	5,791	2,493,000	60,356,000	_violenceprevention/nisvs
Minor	1,393	604,000	14,000,000	

5. QUANTITATIVE INFORMATION

Reference for Prevalence Chart

- 1 JDC numbers are extrapolated from US percentages; Illinois numbers are from 2012; US numbers are from 2013.
- 2 JDC numbers are extrapolated from US percentages; Illinois numbers are from 2014; US numbers are from 2008.
- 3 JDC numbers are extrapolated from US percentages; Illinois numbers are from 2012; US numbers are from 2013.
- 4 JDC numbers are extrapolated from US percentages; Illinois numbers are from 2012; US numbers are from 2013.
- 5 All numbers represent people who will experience rape/sexual assault in their lifetime.

JDC numbers are extrapolated from Illinois percentages; Illinois and US numbers are from 2010.

- 6 All numbers represent people who will experience domestic violence in their lifetime.

JDC numbers are extrapolated from Illinois percentages; Illinois and US numbers are from 2010.



5. QUANTITATIVE INFORMATION

Impact of Mental Health Issues on Other County Services

Small and sparsely populated counties, such as Jo Daviess, generate fewer tax dollars. The tax base is also affected by the nature of Jo Daviess County, where agriculture and tourism are the primary industries with few manufacturing companies. Mental health services are influenced by this as are other county services.

The levy established by referendum to generate funds for the Mental Health Board is a part of the combined levy in the county. The mental health budget is a part of the overall county budget and dollars from the tax levy must be shared by all county services.

Persons with mental health needs interface with other county services in a variety of ways. When mental health needs are unmet, other services such as emergency, medical, law enforcement and legal services are used more frequently.

A part of this study involved determining the impact of mental health issues on other county services. The following chart was prepared to provide a basis for understanding this impact.



5. QUANTITATIVE INFORMATION

Impact of Mental Health Issues on Other County Services Calendar Year 2013										page 1 of 2
*** ALL STATISTICS ARE JO DAVIESS COUNTY RESIDENTS ONLY ***										Source: JD County Coroner
DEATHS R/T BOARD AREAS OF CONCERN										
Death - Suicide, adult				2						
Death - Suicide, minor				0						
Death - Drug or alcohol related, adult				3						
Death - Drug or alcohol related, minor				0						
Death - Sexual or domestic violence related - adult				0						
Death - Sexual or domestic violence related - minor				1						
TOTAL				6						
EMS CALLS R/T BOARD AREAS OF CONCERN										Source: EMS Coordinators
	Galena	Elizabeth	Stockton	Warren	Hanover	East Dub	Men- Dun			
EMS calls - Mental illness, adult, includes Alzheimers	12	14	149	10	2	No Data Submitted				
EMS calls - Mental illness, minor	3	0	3	1						
EMS calls - Alcohol related, adult	21	9	19	16						
EMS calls - Alcohol related, minor	2	0	0	2						
EMS calls - Drug related, adult	14	9	6	4						
EMS calls - Drug related, minor	3	0	0	0						
EMS calls - Domestic disturbance adult	18	1	1	6	1					
EMS calls- Domestic disturbance minor	0	1	0	0						
EMS calls - Sexual assault, adult	1	0	0	0						
EMS calls - Sexual assault, minor	0	0	0	0						
TOTAL	74	34	178	39	3					
Percent of total EMS calls in 2013	12%	17%	51%	12.00%	3.00%					
SHERIFF AND POLICE CALLS R/T BOARD AREAS OF CONCERN , NO ARREST MADE										Source: Law Enforcement Dept.
	Sheriff	Galena	Elizabeth	Stockton	Warren	Hanover, Dub	East Apple River			
Mental illness	6	13	No data	18	No Data Submitted					
Alcohol and drug	no report	1		22						
Domestic disturbance or abuse	44	0		28						
Sexual assault	0	0		3						
TOTAL	50	14		71						

5. QUANTITATIVE INFORMATION

ARRESTS R/T BOARD AREAS OF CONCERN - ALL COUNTY		Source: Clerk of the Circuit Court page 2 of 2
Arrests - DUI, adult	58	
Arrests - DUI, minor	5	
Arrests - Alcohol related, adult	13	
Arrests - Alcohol related, minor	35	
Arrests - Drug related, adult	23	
Arrests - Drug related, minor	17	
Arrests-Sexual Assault, or related, adult	6	
Arrests-Sexual Assault or related, minor	0	
Arrests - Domestic Violence or related, adult	30	
Arrests - Domestic Violence or related, minor	2	
Arrests - Violation of no contact order	5	
TOTAL	194	
COURT MANDATED TREATMENT		Source: Clerk of the Circuit Court
Mental Health treatment, adult	1	
Mental Health treatment, minor	0	
DUI Evaluation, adult	31	
DUI Evaluation, minor	3	
Alcohol treatment, adult	2	
Alcohol treatment, minor	0	
Drug treatment, adult	2	
Drug treatment, minor	0	
TOTAL	39	
PROBATION - Active caseload during 2013, includes cases continued from previous years		Source: JD County Probation Dept.
Mental Health treatment, adult	15	
Mental Health treatment, minor	4	
DUI Evaluation, adult	86	
DUI Evaluation, minor	1	
Alcohol treatment, adult	119	Plus 54 Alcohol Diversion 18-20 yr olds (education only)
Alcohol treatment, minor	1	Plus 20 Alcohol Diversion 17 and under (education only)
AA participation	50	
Drug treatment, adult	74	Non-DUI cases ordered to "Substance Abuse" treatment
Drug treatment, minor	4	Minors Ordered to "Substance" treatment
TOTAL	354	

5. QUANTITATIVE INFORMATION

Service Continuum

The Service Continuum chart was developed to identify the services that are provided for Jo Daviess County citizens, where they are provided, and how many people used those services during the 2013 calendar year. Residents of this county use local services and also those provided outside of the county. The service area for some of the local providers extends to multiple counties. Citizens also cross state lines to Iowa and Wisconsin for mental health-related services. Information was gathered from sources in Jo Daviess County and Stephenson County, Illinois; Platteville and Monroe, Wisconsin; and Dubuque, Iowa. A total of 30 organizations* provided data for the Service Continuum.

A list of 40 services was developed that represent the services that would appropriately serve the people of Jo Daviess County. Those services are listed in a column on the right, and progress from prevention, to community-based services, and then on to more intense or long-term types of treatment.

The four areas of concern to the Mental Health Board are indicated in separate sections at the top of the chart. Mental Health and Developmental Disabilities are on page 1 of the chart. Substance Use Disorders and Trauma—Domestic, Sexual and Emotional, are on page two of the chart.

The Service Continuum also indicates if the service is provided in Jo Daviess County, or provided outside of the county for each area of concern. A blank indicates that the service is not provided.

The numbers indicated on the Service Continuum are not unduplicated numbers. The confidential nature of the study does not allow for that. The totals in each category indicate encounters with the service system, that is, the numbers of times a service was used by a resident of Jo Daviess County during 2013. For example, a single person may have used #8 Crisis Hotline, #15 Service Planning and Coordination and #28 Adult Counseling, and would be counted in each of those service categories. That same person may have used the same type of service more than once during the calendar year. For example, the person may have started to work with a counselor in April, but then sought help from a different counselor in October of the same year. The person would be counted once by each counselor submitting data.



***Appendix 2—Organizations contributing statistics for the Service Continuum**

5. QUANTITATIVE INFORMATION

Continuum of Services & Jo Daviess County Residents Served 2013											pg 1 of 2		
	MENTAL HEALTH SERVICES						DEVELOPMENTAL DISABILITIES SERVICES						
	In Jo Daviess Co.			Outside Jo Daviess Co.			In Jo Daviess Co.			Outside Jo Daviess Co.			
Service	Yes	No	Served	Yes	No	Served	Yes	No	Served	Yes	No	Served	
Public Education/Awareness/Outreach	X		200	X		27	X		510		X		
Child/Youth Education/Awareness/Outreach	X		900	X		27		X			X		
Prevention and Wellness	X		437	X		114		X			X		
Community skill building-MH First Aid	X		157	X		6	X		0		X		
Assessment/Evaluation	X		1229	X		102	X		45		X		
Early Intervention	X		51	X		5		X			X		
Child / Youth Early Intervention	X		51	X		5		X			X		
Crisis Hotline	X		185	X		45		X			X		
Emergency/On Call Service	X		202	X		68	X		40		X		
Crisis Stabilization	X		144	X		36	X		0		X		
Emergency Housing		X			X		X		2		X		
Inpatient Services		X		X		64		X			X		
Child Inpatient Services		X			X			X			X		
Medical Detoxification Services		X			X			X			X		
Service Planning and Coordination	X		1207	X		48	X		123		X		
Consumer/Family Education	X		294	X		28	X		8		X		
Consumer/Family Training & Support	X		284	X		28	X		40		X		
Medication Management	X		86	X		22	X		40		X		
Transportation		X			X		X		110		X		
Translators		X			X		X		0		X		
Respite - Adult and Elderly		X			X			X			X		
Respite - Child and Youth		X			X			X			X		
Educational Services	X		18	X		7	X		453	X		1	
Job Coach		X			X		X		8		X		
Employment training		X			X		X		82		X		
Job Search Assistance		X			X		X		15		X		
Vocational Services		X			X		X		78		X		
Adult Counseling	X		294	X		136	X		43		X		
Child Counseling	X		101	X		80		X			X		
Applied Behavior Analysis (ABA)		X		X		0		X			X		
Teletherapy		X			X			X			X		
Group Therapy	X		11	X		3		X			X		
Family Therapy	X		94	X		26		X			X		
Day Treatment		X			X			X			X		
Intensive Outpatient Services		X		X		0		X			X		
Child Outpatient Services	X		97	X		72		X			X		
Residential Services		X		X		1	X		32	X		1	
Child and Youth Residential Services		X			X			X			X		
Halfway House		X			X			X			X		
Peer Support/Support Groups		X		X		0	X		9		X		

5. QUANTITATIVE INFORMATION

Continuum of Services & Jo Daviess County Residents Served 2013											pg 2 of 2	
	SUBSTANCE USE DISORDERS SERVICES						TRAUMA - DOMESTIC, SEXUAL, EMOTIONAL SERVICES					
	In Jo Daviess Co			Outside Jo Daviess Co			In Jo Daviess Co			Outside Jo Daviess Co		
Service	Yes	No	Served	Yes	No	Served	Yes	No	Served	Yes	No	Served
Public Education/Awareness/Outreach	X		0	X		10	X		528	X		0
Child/Youth Education/Awareness/Outreach	X		700		X		X		4,814	X		0
Prevention and Wellness		X			X			X			X	
Community skill building-MH First Aid		X			X			X			X	
Assessment/Evaluation	X		398	X		36	X		32	X		1
Early Intervention	X		56	X		5	X		107		X	
Child / Youth Early Intervention	X		1	X		21	X		25		X	
Crisis Hotline		X			X		X		34	X		3
Emergency/On Call Service	X		0	X		18	X		12	X		8
Crisis Stabilization		X			X		x		282	X		0
Emergency Housing		X			X		X		3	X		0
Inpatient Services		X		X		5		X			X	
Child Inpatient Services		X			X			X			X	
Medical Detoxification Services	X		2		X			X			X	
Service Planning and Coordination		X			X		X		458	X		1
Consumer/Family Education	X		1	X		7	X		282		X	
Consumer/Family Training & Support		X			X		X		250		X	
Medication Management		X			X			X			X	
Transportation		X			X		X		24	X		1
Translators		X			X			X			X	
Respite - Adult and Elderly		X			X			X			X	
Respite - Child and Youth		X			X			X			X	
Educational Services		X			X			X			X	
Job Coach		X			X			X			X	
Employment training		X			X			X			X	
Job Search Assistance		X			X		X		0	X		0
Vocational Services		X			X			X			X	
Adult Counseling	X		15	X		18	X		30	X		4
Child Counseling		X			X		X		26	X		1
Applied Behavior Analysis (ABA)		X			X			X			X	
Teletherapy		X			X			X			X	
Group Therapy	X		0	X		10	X		0	X		1
Family Therapy	X		1	X		2	X		16	X		3
Day Treatment		X			X			X			X	
Intensive Outpatient Services		X		X		7		X		X		5
Child Outpatient Services		X			X			X			X	
Residential Services		X		X		10		X			X	
Child and Youth Residential Services		X			X			X			X	
Halfway House		X		X		4		X			X	
Peer Support/Support Groups		X			X		X		0	X		0

6. QUALITATIVE INFORMATION

Surveys

Three different groups of citizens participated in the survey process during August of 2014. Surveys were developed to better understand perceptions of mental health, and gather opinions and ideas about the service system. The goal of the survey process was to gather public input to identify Jo Daviess County strengths and unmet needs in services for mental health, developmental disabilities, substance use disorders, and trauma associated with domestic, sexual and emotional abuse.

Members of the public were invited to take a Community Survey which could be accessed online, or picked up in various locations. The link to the electronic survey was on the Jo Daviess County and Galena Gazette websites. The link was also provided on posters, with tear-off tabs at the bottom, and placed in local libraries, post offices, and drug stores. Paper versions of this survey, and collection boxes for return, were in the County Court House, the Gazette office, and distributed at area food pantries and senior centers. 250 individuals completed the Community Survey.

Service Recipients were asked to evaluate their experiences with services in a survey distributed by area service providers. Providers handed out surveys to any of their clients who wished to participate in the survey, and provided assistance in completing the survey if needed. A total of 152 Service Recipient surveys were returned by the service providers or by mail.

A group of 180 Community Partners and Service Providers were invited to take an online survey about the service system. Officials of local and county government, members of law enforcement and the medical community, educators, clergy, and others in community leadership positions participated. A total of 95 persons, or 53%, participated in the online survey.

At the end of the month the information was tabulated and analyzed to identify common themes, consistent views of strengths and weaknesses in the present service system, and ideas for improvement of services to the residents of Jo Daviess County.

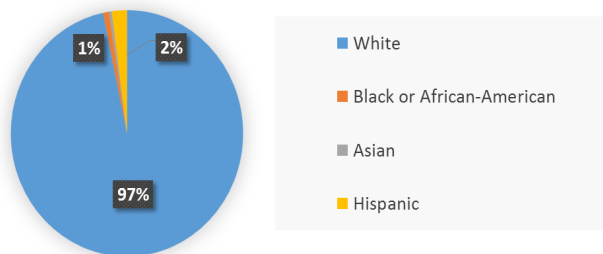
The following pages (20 through 31) provide the raw results pulled directly from the online survey tool from each survey question.



6. QUALITATIVE INFORMATION

Community Survey Demographics

- 250 Survey responses via SurveyMonkey online, link on county & Galena Gazette webpage, and paper surveys
- Lives in Jo Daviess County: 96%
- Gender: 68% female, 32% male
- Age range: 59% 18-59 years old, 41% 60+ years old
- Race:



Do you know someone who needs, or has needed, mental health related services?

Yes: 52%

No: 48%

Did the person get the services needed?

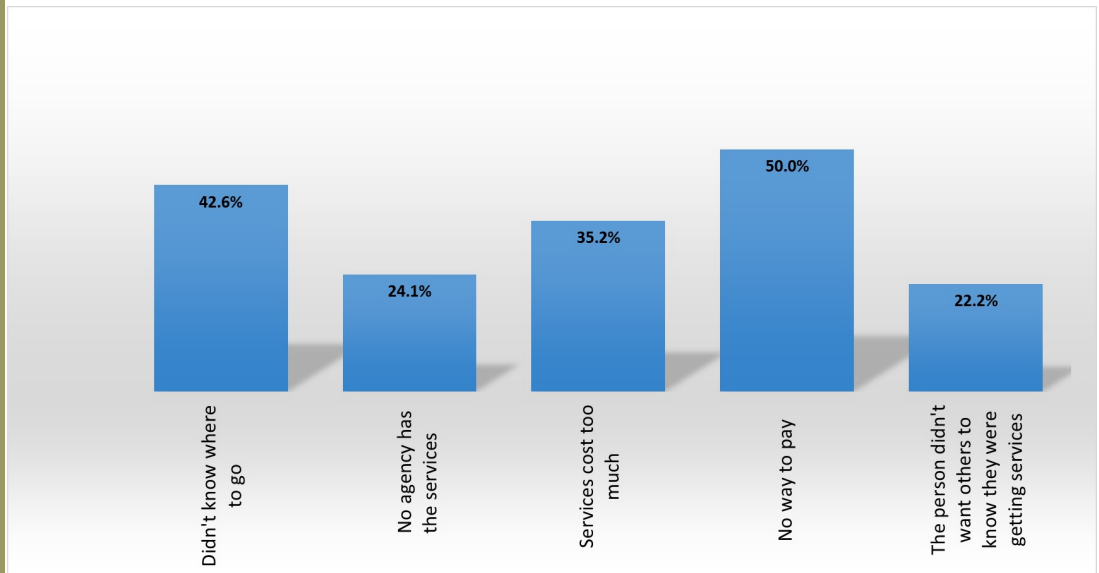
Yes: 55%

No: 45%



6. QUALITATIVE INFORMATION

Why did the person **not** receive mental health services?



If person received mental health services, was it helpful?

Yes: 79%

No: 21%

If it was not helpful, why?

"Did not go often, no way to get there"

"Providers were not prepared to handle the situation"

"There are not enough services that work with people who experience mental health"

"Therapist and client did not click"



6. QUALITATIVE INFORMATION

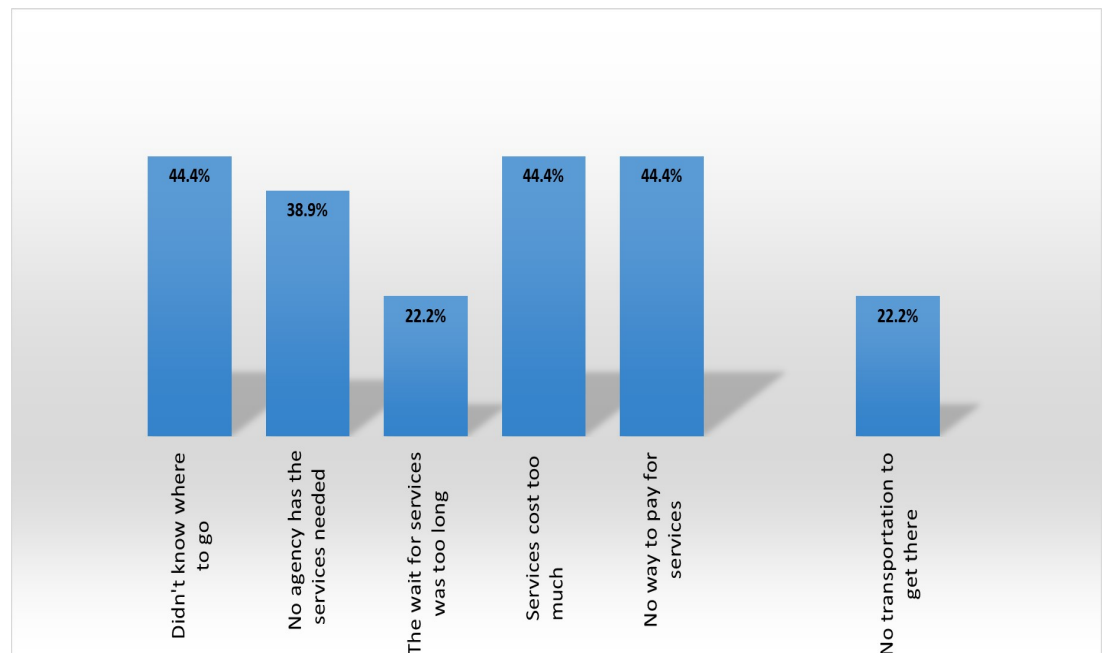
Do you know someone with a developmental disability or his/her family?

Yes: 42% No: 58%

Is the person receiving the services needed?

Yes: 77% No: 23%

Why did the person **not** receive developmental disability services?



6. QUALITATIVE INFORMATION

If person received developmental disability services, was it helpful?

Yes: 93% No: 7%

Why wasn't the service helpful?

"There was no funding for the services at the workshop"

"Service was not provided"

"Unaware of services"

"DHS keeps passing him on"

"Parents don't recognize he needs help"

Do you know someone who needs or has needed services for a substance use disorder?

Yes: 34% No: 66%

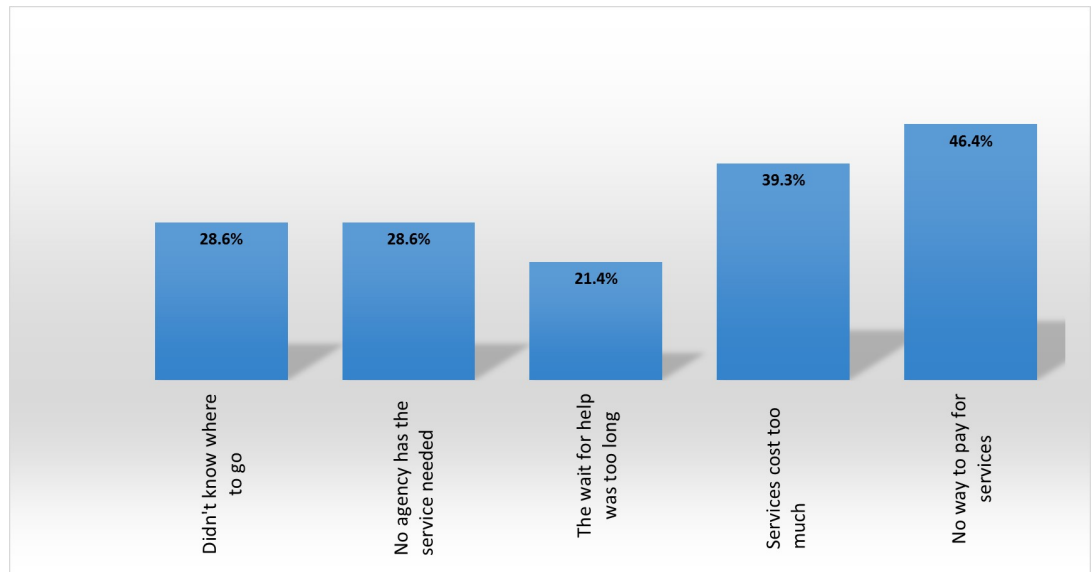
Did the person get the services needed?

Yes: 50% No: 50%



6. QUALITATIVE INFORMATION

Why did the person **not** receive substance use disorder services?



If person received substance use disorder services, was it helpful?

Yes: 73% No: 27%

Why wasn't the service helpful?

"Don't know where to go for meetings"
"No services available in my area"
"Limited transportation in the county"
"No follow-up"
"Lack of accountability for both parties"
"Helped for a short time but relapsed, deemed 'hopeless'."



6. QUALITATIVE INFORMATION

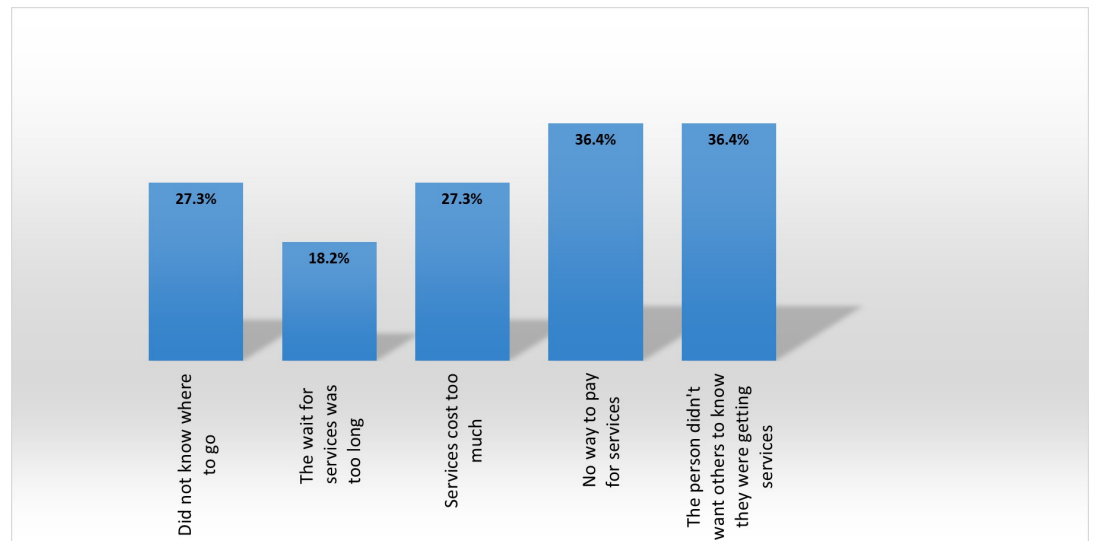
Do you know someone who needs or has needed services for domestic or sexual violence?

Yes: 20% No: 80%

Did the person get the services needed?

Yes: 74% No: 26%

Why did the person **not** receive domestic or sexual violence services?



6. QUALITATIVE INFORMATION

If person received domestic or sexual violence services, was it helpful?

Yes: 83% No: 17%

Why wasn't the service helpful?

"Does not work"

"There is no help for domestic violence in our hometown. They take him and release him the next day."

"Unqualified counselors"

"Sheriff's department has only 1 female deputy, male investigators chauvinistic and elusive, felt like I was violated again."



Partner & Provider Survey Demographics

- 95 survey responses online via SurveyMonkey
- All communities in Jo Daviess County represented
- Variety of disciplines represented including executives from Mental Health Board funded agencies, law enforcement, EMS, health care providers, educators, clergy, county/city/township representatives, etc.

What are Jo Daviess County's strengths in providing services related to mental health, developmental disabilities, substance use disorders, and domestic/sexual assault?

"Social Service organizations who are committed to serving the needs of JDC (The Workshop, Riverview, FHN, Tyler's Justice Center, NICAA, etc). JDC school district does an excellent job educating and working with special needs students."

"We have good and passionate people in positions to assist those struggling with mental illness, developmental disabilities, and domestic & sexual assault."

"Community partners are knowledgeable of each others services and work well together."

"The fact that we have those services to offer folks in this rural county. People worked hard to get them here and there are organizations like the 708 BD that help sustain these services and care enough to do this survey."

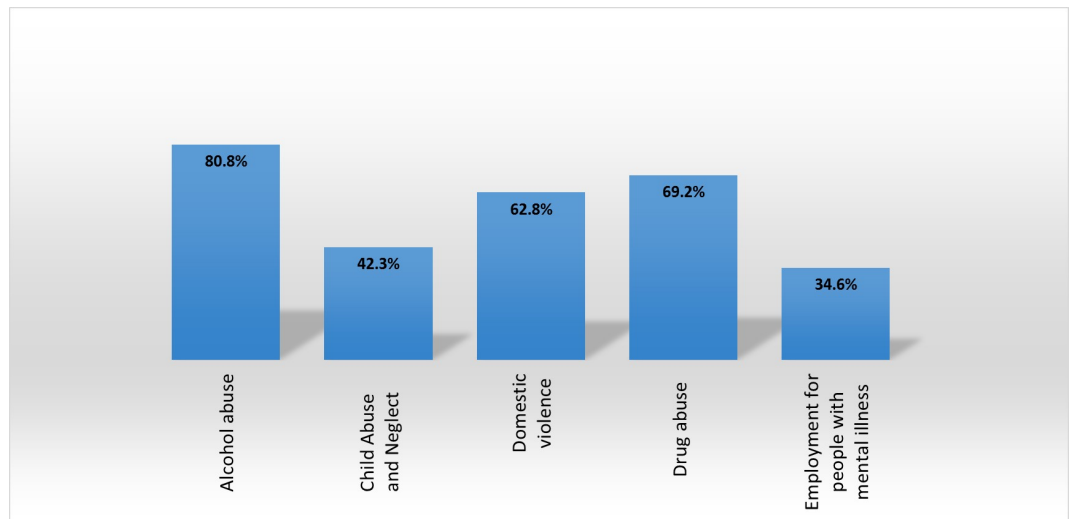
"There currently are agencies in JDC providing some level of all these services."

"The range and effectiveness of our social service agencies is good."



6. QUALITATIVE INFORMATION

What do you think are the five most important problems facing residents of Jo Daviess County?



Miscellaneous Problems Facing Jo Daviess County Residents:

"Dealing with people that are off their medication for mental illness"

"Affordable treatment for persons with MI or persons/families dealing with mental health problems. Maintaining transportation services in county."

"Behavioral health, especially depression and anxiety"

"Housing services for mentally ill"

"Mental illness treatment"

"Financial help for people with developmental disabilities and MI"

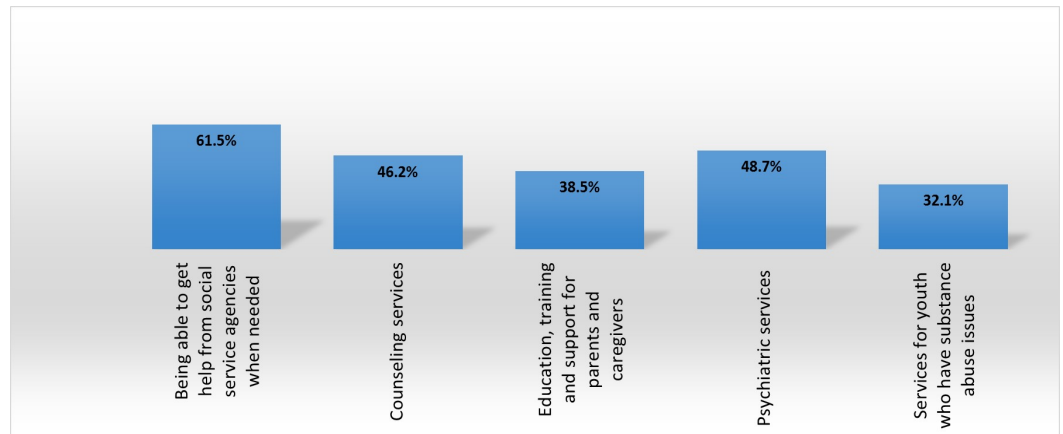
"Adequate inpatient treatment for seriously mentally ill"

"People who 'fall between the cracks' in various services"



6. QUALITATIVE INFORMATION

The top five services that you think should be priorities in Jo Daviess County.



What factors, if any, make it difficult for people to get the services they need in Jo Daviess County?

"Lack of in-county providers"

"Money & distance, transportation makes it difficult"

"Lack of funds and community support, fear of being rejected by employer"

"Availability, ability to get there, ability to pay"

"Insurance, cost, transportation. East Dubuque families need services that are readily available in Dubuque, but not able to participate in them due to location."

"Lack of mental health providers"

"Ignorance of what is available"



6. QUALITATIVE INFORMATION

What suggestions do you have for improving services for Jo Daviess County residents and their families?

"More education and outreach to the residents and their families"

"Better financial support for services: partnering of agencies, health department expansion"

"More options spread throughout the county or at least one person located in East Dubuque"

"Education about what services are available and how to gain access"

"Increased residential programs for people with disabilities. Increased access to care by mental health providers."

"Expansion of substance abuse treatment within the communities"

Service Recipient Survey Demographics

Survey responses-152

Four areas of concern represented:

1. Mental Health Services: 39 surveys
2. Developmental Disability Services: 61 surveys
3. Substance Abuse Services: 31 surveys
4. Sexual & Domestic Violence Services: 15 surveys

Other: 6 surveys



6. QUALITATIVE INFORMATION

Have the services you have been receiving helped you and/or your family?

Yes: 99% No: 1%

How are the services helpful?

- I deal more effectively with daily problems
- I am now better able to manage my life
- I feel that my needs are now being met
- I am now getting along better with my family & friends
- I am doing better in social situations and dealing with others
- I am feeling better about my problems and my situation
- I am doing better at work

What local self-help or support groups have you or a member of your household participated?

- AA
- Al-Anon
- Narcotics Anonymous
- Alzheimer's Support Group
- National Alliance for Mental Illness (NAMI)
- Group for developmental disability: ex. The Workshop
- Other:
 - Celebrate Recovery
 - Women's group for survivors of domestic violence
 - FHN Counseling
 - Brain Injury group

If you or your household member did not attend a support group, tell us why.

- Didn't know where to go
- No group in my community
- No transportation to get there
- Didn't want others to know I was going to the group
- Other:
 - No support for adults with autism
 - Not interested



6. QUALITATIVE INFORMATION

Focus Groups

Two focus groups were convened in October 2014 to gather qualitative information for the study. The meetings were held in Stockton and Galena, on different days, and at different times, day and evening, in an effort to accommodate work schedules and encourage participation. The invited members of the focus groups included members of local and county government, local and county law enforcement, EMS coordinators, school administrators, clergy, service providers, service recipients, and representatives from the Hope Foundation, The Galena Territory Association, United Way and Galena Food Pantry.

Information previously gathered for the study was shared with the participants including the quantitative data and charts. Findings from the three surveys conducted in August 2014 were reviewed. Each group then discussed the strengths in the Jo Daviess County mental health system, unmet needs in the county, and the most significant barriers to service delivery. The groups then developed their top priorities for the future.

Focus Group #1 – Tuesday, October 28, 2014

The **top strengths** that were identified by this group included:

- The existence of a Mental Health Board
- The variety of services offered in a rural county
- Good outreach by the various agencies in the schools
- Riverview Center's collaboration with law enforcement
- Good agency networking
- Open-minded law enforcement

The **top unmet needs** cited by the group were:

- No inpatient services-use jails or nothing
- No place to go for emergency situation, i.e. suicide
- Medical/mental health collaboration
- Evidence-based practices
- Lack of follow-up care after evaluation and release of patient

The **most significant** barriers to service delivery included:

- Lack of transportation
- Communication of services offered not reaching the needed population
- Cost of services
- Distance between service providers and client population
- Lack of funding for agencies
- Competing interests
- Collaboration between agencies not always good

The **top priorities** identified by this group for the future were:

1. Transportation
2. Inpatient services
3. Intensive case management
4. Service awareness
5. Coordination of services for more effective use of funding



6. QUALITATIVE INFORMATION

Focus Group #2 – Wednesday, October 29, 2014

The **top strengths** identified by this group included:

- Quality and committed services provided by the agencies
- Number and variety of services provided in the county
- Coordination and cooperation between agencies
- Collaborative nature of services with agencies, government and schools
- Existence of 708 Mental Health Board to provide additional funding

The **top unmet needs** in the county were:

- Children and family services
- No inpatient services for hospitalization
- Lack of understanding by public of what services are available
- Limited services – i.e. Sojourn House counselor is only in Galena one day a week
- Lack of service coordination for children

The **most significant** barriers to service delivery were identified as:

- Transportation
- Knowledge of what services are available
- Funding
- Cost of services
- Lack of psychiatric providers that are readily accessible
- Mental health stigma
- Language barrier

The **top priorities** identified by this group were:

1. Continuity of care - follow up
2. Communication of services – hotline
3. Addressing stigma
4. Psychiatric services/telepsychiatry
5. Coordination of services for more effective use of funding



7. FINDINGS AND DIRECTIONS

Summary of Findings and Priorities

The following priorities were found to be consistent with the discussion and decisions of the focus groups, and are supported by the secondary data.

1. Continuity of Care

The need for intensive care and dedicated follow up was raised by the focus groups and is supported by the secondary data. Increases in this area would help decrease “the revolving door” situation that exists in the county currently.

2. Service Awareness

The need for increased communications with the community to ensure that availability of services is known was discussed in the focus groups. Non-traditional methods of communication and a general hotline were suggested as ways to foster awareness. This finding was again supported by the secondary data.

3. Coordination of Services for More Effective Use of Funding

The cost of services, methods of payment and funding limitations were identified as significant issues. The focus groups discussed the need for a coordinated effort among agencies to find new ways to pool or acquire resources.

4. Increased Accessibility to Psychiatric Services

The need for increased presence of a psychiatrist in the county was discussed by the focus groups. The possibility of using telepsychiatry as an option was also discussed as a more cost-effective way to increase the availability of counseling and medication management.

5. Transportation

Lack of transportation to services for patients was discussed by the focus groups. Due to the rural nature of Jo Daviess County, transportation is essential to receiving services. The times of operation and occupancy limits of the transportation system in the county make it difficult for patients to get to appointments. This issue was heavily supported by the secondary data.



Directions for the Future

The study completed in 2014 was an assessment. Since the role of the Mental Health Board is review and evaluation, no implementation plan was prepared related to the findings. The Board will use the findings to assist the service community in Jo Daviess County to create solutions to the identified issues. Some will be easier to address than others.

Issues of awareness, availability and accessibility are indicators of the effectiveness of any mental health system, and were reflected as primary factors in each of the findings. The rural nature of this county contributes to both.

The need for intensive care due to the lack of inpatient services in the county is a significant barrier that will not easily be addressed. Although there are inpatient units geographically close, utilizing those services involves the crossing of state lines and results in funding limitations for many.

“The revolving door” issue in the county could be impacted by increased and more intensive follow-up, which is a service model that this Board could encourage and support.

Service awareness is a realistic expectation. People need to know what services are available locally and where they can go to get them if they are not available in the county.

The establishment of a general hotline for the county, and the advertising of that service, could increase service usage, and also the number and accuracy of referrals as was suggested by the focus groups.

More non-traditional methods of outreach may be effective. Posters and pamphlets, in multiple languages, placed in food pantries, laundromats, and similar places, may reach more people in need of services.

Education about mental health and available services is a shared responsibility. Organizations can increase outreach to the public. Individuals and families experiencing mental health-related problems can be a resource and support for each other. Local print, radio and televised media outlets can highlight mental health and advertise sources of help. The Mental Health Board website can be enhanced to provide more information on available services.

A program that could increase both awareness and access is Mental Health First Aid. Members of the community would be trained to recognize symptoms of mental illness and addictions, and to intervene appropriately to help an individual in distress. As more people become aware of the issues, and where services are located, there could be an increase in access as persons in need are assisted to help.



7. FINDINGS AND DIRECTIONS

Funding for mental health-related services has been an issue in Illinois for quite a few years, and that is not expected to change. It falls then to service providers and funding bodies to look for new and innovative funding sources, and explore different models of service delivery that could share or better utilize the dollars that are available.

Limited access to services by psychiatrists is greatly influenced by our limited population. Telepsychiatry would be a realistic option to explore. However, Midwest Medical Center piloted a telepsychiatry project, but those in need of the service were unwilling to use it. Education about the service would be an important component in order for this model to be effective.

Transportation impacts mental health in a variety of ways. Alternative or expanded models need to be explored in order for the residents of the county to access services. Reaching out to people where they are by providing services in the home, at school, or in conjunction with other services, could be an alternative model of service delivery.

We all have a stake in mental health. County residents, health and human service providers, schools, churches, criminal justice organizations, governmental units and other community organizations all need to know about the prevalence of mental illness, substance abuse, developmental disabilities and trauma. Only when mental health is recognized and understood will sufficient resources be invested to address mental health needs. Those who have participated in this assessment have spoken as advocates for mental health and are helping to create a community that is supportive to all.



8. RESOURCE DIRECTORY

MENTAL HEALTH SERVICES Jo Daviess County

***FHN Family Counseling Center** www.fhn.org/counseling-services.asp

FHN Family Counseling Center is a community mental health center that offers behavioral health treatment and prevention services to people of all ages. Connection to the FHN Behavioral Health services provides one with an array of emotional and physical health prevention, intervention and crisis services, including 24-hour crisis resolution and placement, when needed. Collaboration with medical and substance use disorder professionals is an important part of the services provided. Galena, IL 815-777-2836

Interactions Therapy Center www.interactionstherapycenter.com

Dr. Gail Gabbert's counseling practice treats people with mental health, relationship, and addiction issues. Treatment is solution-focused as concrete interventions are sought to change unhealthy patterns. Galena, IL 815-777-2850

Jo Daviess County Juvenile Justice Council

The Council works to reduce and prevent juvenile delinquency and truancy in Jo Daviess County. Educational programs are provided in schools related to self-image, abstinence, self-abuse, bullying, suicide, teen violence and destructive behaviors, and school and community safety. Programs related to substance abuse include tobacco use, the dangers of drunk driving, and crack and meth addictions. Programs on "Why Teens Kill" have been presented for law enforcement, court and school personnel. To reach the Council, contact the Office of the State's Attorney, 815-777-0109, or the Jo Daviess County Probation Department, 815-777-0356.

Judith Rowett Counseling

Judith Rowett, RNret, LISW, LCSW, provides mental health treatment for adults, children and adolescents, as well as Marital and Relationship Therapy, Family and Blended Family Therapy, Individual Therapy, and Mediation. Galena, IL 815-777-0138 or 563-556-1643

MENTAL HEALTH SERVICES Other Areas

Catholic Charities www.catholiccharitiesdubuque.org

Professional counseling for marriages, families and individuals experiencing various social, emotional and interpersonal struggles is provided. Services are available to anyone regardless of religious, social or economic background, and a variety of payment options makes counseling attainable for anyone who is truly in need. Services post abortion ("Project Rachel") and crisis pregnancy counseling services are free. Dubuque, IA 563-588-0558, or toll free 800-772-2758

Finley Hospital Summit Center www.unitypoint.org/dubuque

Summit Center is a 9-bed acute inpatient gero-psychiatric unit for patients 55 and older in need of treatment for dementia with behavioral disturbance, depression and/or anxiety. In addition to the acute inpatient unit, there is an Intensive Outpatient Program (IOP), which includes small group counseling sessions for eligible patients. Dubuque, IA 563-589-2566

Hillcrest Family Services www.hillcrest-fs.org

Hillcrest offers comprehensive mental health care options for children and adults ranging in services for the treatment of mental illness, for wellness advocacy, transitional living and in-home support. Residential treatment for adults and children with mental illness is also provided. Dubuque, IA 563-583-7357 or toll free 877-437-6333



8. RESOURCE DIRECTORY

Medical Associates www.mahealthcare.com

The Department of Psychiatry & Psychology in Dubuque provides professional services for individuals with emotional, cognitive, and behavioral concerns. A Child Subspecialty offers comprehensive assessment and treatment of children with mental health and behavior concerns. Dubuque, IA 563-584-3500

Mercy Medical Center-Dubuque www.mercydubuque.com

The Mercy Psychiatric Services Unit offers inpatient services for both adolescent and adult patients. Disorders treated include: mood disorders including depression, mania and bipolar; anxiety; schizophrenia; personality disorders; addictions including alcohol and drugs. Treatment also available for co-occurring psychiatric and substance use disorders. Mercy Psychiatric Services is the only full-service psychiatric facility in Dubuque, IA. **563-589-9299**

Monroe Clinic Behavioral Health www.monroeclinic.org/behavioralhealth

The founding physicians of Monroe Clinic built their practice on the philosophy of caring for the mind, body and spirit. Today, a team of psychiatrists, psychologists, and psychotherapists continue to provide real answers and holistic care. Services for adults, children, and couples include individual and group therapy. Clear communication and patient education empowers patients to achieve a positive health experience. Monroe, WI 608-324-2321

Southwest Behavioral Services www.southwesthealth.org

Southwest Behavioral Services (SBS) is a service of Southwest Health. Services include inpatient acute geriatric psychiatric services for patients that are 55 years and older, an outpatient mental health clinic serving all ages, and Intensive Outpatient Psychotherapy, a group therapy program for patients 55 years and older held in the outpatient clinic. Memory Diagnostic testing is available every Wednesday afternoon at the outpatient clinic. Platteville, WI 608-348-3656

DEVELOPMENTAL DISABILITIES SERVICES **Jo Daviess County**

Access Services of Northern Illinois www.accessni.com

Individual Service Coordinators provide assistance to individuals with developmental disabilities and their families in accessing their community and its resources, and is the point of entry to access state or federally funded services. 815-282-8824

Northwest Special Education Cooperative www.northwestcoop.com

The Northwest Special Education Cooperative provides special education and related services to member district schools in Jo Daviess, Stephenson, and Carroll counties in Northwestern Illinois. Staff, students, and families may be served. Available services include social work, school psychology, occupational and physical therapy, vision and hearing teacher services, behavior consultation, and vocational transition services. Consultation regarding special education processes and procedures is also available. For those students who qualify, the Cooperative also offers Northwest Academy, a day treatment program for students with emotional and behavioral concerns. 815-599-1947

Northwest Academy

Some students may be served at Northwest Academy, a safe, caring, therapeutic environment where students with educational and social challenges can best develop the skills and character necessary to successfully rejoin their school communities. Northwest Academy primarily serves students whose home districts belong to Northwest Special Education Cooperative. Elizabeth, IL 815-599-1947

***Rainbow Ridge/Kreider Services** www.kreiderservices.org

Community living services for persons with intellectual and developmental disabilities in Jo Daviess County are operated by Kreider Services. Homes are located in Galena and Stockton. The mission of Kreider Services, a non-profit organization based in Dixon, IL, is to help people with disabilities reach their fullest potential. Galena, IL 815-777-9525



8. RESOURCE DIRECTORY

***The Workshop** www.theworkshopgalena.org

The Workshop is a vocational rehabilitation agency that provides services to individuals with developmental disabilities. Real work experiences are provided in the industrial contracts program. Educational instruction, social skills training and activities, and wellness programs are also provided. High school students in special education may participate in the transition program, and individuals seeking competitive community employment can be supported through Workshop programs. Galena, IL 815-777-2211

DEVELOPMENTAL DISABILITIES SERVICES

Other Areas

Illinois Crisis Prevention Network (ICPN) www.icpn.us

ICPN provides services for individuals with intellectual disabilities who are experiencing severe behaviors and are struggling to maintain in their current home or placement. Clinicians provide strategies to reduce or eliminate these behaviors, training for staff or caregivers to cope and work effectively with their clients, and help locating resources in the community. Rockford, IL 815-316-4792

SUBSTANCE USE DISORDERS SERVICES

Jo Daviess County

Alcoholics Anonymous www.aa-nia.org

Meetings are held in Galena: Grace Episcopal Rectory, 309 Hill Street; First Presbyterian Church, 106 N. Bench Street; Midwest Medical Center, Route 20.
Stockton: Holy Cross Parish Hall, 223 E. Front Avenue.
Warren: St. Ann's Catholic Church, 608 E. Railroad St.
For specific day, time and type of meeting, call 800-452-7990 (24 hours/7 days).

***Galena Clinic** www.galenaclinic.com

Galena Clinic is a community-based outpatient program offering a multi-disciplinary approach to the diagnosis, treatment and recovery from substance abuse, including counseling for co-occurring mental health issues. Services include DUI evaluation and treatment, methadone and suboxone maintenance, as well as treatment of other forms of substance abuse. Galena, IL 815-777-1300

Jo Daviess County Sobriety Court

Sobriety Court is a team approach to promote public safety by providing meaningful treatment, enhanced supervision and ongoing judicial oversight to the high-risk substance abuse offender. Contact Jo Daviess County Probation Department, Jo Daviess County Court House. Galena, IL 815-777-0356

***Sojourn House** www.sojournhouse.com

Sojourn House provides alcohol and drug abuse intervention and treatment services to adults, adolescents and their families throughout Northwestern Illinois, including Jo Daviess County. Programs provided in the Freeport office include: residential, halfway house, intensive outpatient, aftercare groups, family services, DUI remedial education and intervention, family education, and on-call services. Galena, IL 815-232-5121

TRAUMA SERVICES – Domestic, Sexual and Emotional **Jo Daviess County**

***Galena Clinic** www.galenaclinic.com

Galena Clinic provides treatment for perpetrators of domestic violence, and people who are abusive in their primary relationships. The intervention in these relationships helps to ensure the safety of the victim and their children. Galena, IL 815- 777-1300



8. RESOURCE DIRECTORY

***Riverview Center** www.riverviewcenter.org

Riverview Center is a non-profit agency committed to providing free, confidential, compassionate, client-centered care for individuals affected by sexual and domestic violence in the tri-state area of Illinois, Iowa, and Wisconsin. Galena, IL 815-777-8155

Jo Daviess Sexual Assault Hotline: 1-888-707-8155

Jo Daviess Domestic Violence Hotline: 1-815-777-3680

***Tyler's Justice Center** www.tylersjusticecenter.org

Tyler's Justice Center for Children serves as a central location for intake, investigation, and follow-up for all victims of sexual abuse, and/or serious physical child abuse, ages 0 – 18, in the tri-county area of Jo Daviess, Carroll, and Stephenson counties. Tyler's Justice Center is a non-profit Children's Advocacy Center (CAC). Stockton, IL 815-947-6030

Victim Witness Advocacy Services

The Victim Witness Coordinator Service provides assistance to victims and witnesses in cases that are being prosecuted by the County State's Attorney. Services include emotional support, court advocacy, resource referrals, notification regarding cases, assistance with impact statements, and restitution through Crime Victim Services. Contact the Office of the State's Attorney, Galena, IL, 815-777-0109

TRAUMA SERVICES – Domestic, Sexual and Emotional Other Areas

Voices DV www.voicesdv.org

The mission of Voices DV is to provide advocacy and support to all victims of domestic violence. Sexual Assault Services, located at Voices, are provided to victims and significant others who request medical advocacy, criminal justice advocacy, therapy, and counseling services. Freeport, IL 815-232-7200

****Organizations funded by the Jo Daviess County Mental Health Board***



9. APPENDICES

Appendix 1

Jo Daviess County Profile

Secondary data reports and other internet resources reviewed for the Profile of Jo Daviess County include the following:

- 2010 Census
- Illinois Project for Local Assessment of Needs (IPLAN), 2009-14
- Jo Daviess County Health Department
- Jo Daviess County Home Health Care Department
- The Jo Daviess County Reference and Yearbook 2014
- People Quick Facts, 2010 Census
- Governing.org web site
- Towncharts.com/Illinois/Education/Jo-Daviess-County-IL

Appendix 2

Service Continuum

Organizations Contributing Data to the Continuum:

- ***FHN Family Counseling Center, Galena, Illinois**
- Interactions Therapy Center, Galena, Illinois
- Judy Rowett Counseling, Galena, Illinois
- ***The Workshop, Galena, Illinois**
- ***Rainbow Ridge/Kreider Services, Galena Illinois**
- Access Services of Northwest Illinois
- Illinois Crisis Prevention Network
- Northwest Special Education Cooperative
- Northwest Academy
- Jo Daviess County Public Schools
- Galena School District
- East Dubuque School District
- River Ridge School District
- Scales Mound School District
- Stockton School District
- Warren School District
- ***Galena Clinic, Galena, Illinois**
- ***Sojourn House, Galena, Illinois**
- Jo Daviess County Probation Department
- Jo Daviess County Juvenile Justice Council
- Victim Witness Advocacy Services, Jo Daviess County
- ***Riverview Center, Galena, Illinois**
- ***Tyler's Justice Center, Stockton, Illinois**
- Voices DV, Freeport, Illinois
- Midwest Medical Center, Galena, Illinois
- Medical Associates, Galena, Illinois
- FHN Memorial Hospital, Freeport, Illinois
- Mercy Hospital, Dubuque, Iowa
- Catholic Charities, Dubuque, Iowa
- Monroe Clinic, Monroe, Wisconsin

- * **Organizations receiving grants from the Jo Daviess County Mental Health Board**